



PESHAWAR HIGH COURT  
PESHAWAR



**PERFORMANCE OF PESHAWAR HIGH COURT AND DISTRICT JUDICIARY -  
1<sup>ST</sup> QUARTER(SEP-NOV 2018)  
of  
PERFORMANCE YEAR**



# Unit Policy 2018 - QUARTER PERFORMANCE OF DISTRICT JUDICIARY

- Gauged the performance of Judicial Officers towards disposal and contested judgment of cases.

## Piloting Phase September-December.

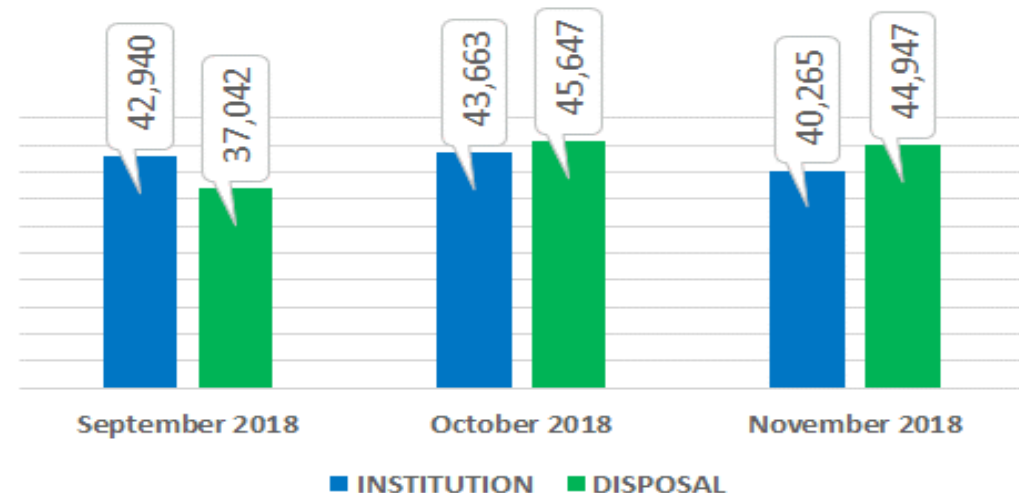
- Unit Policy Piloted from September to December 2018
- Output of the pilot phase helped for needful modification in the Unit Policy
- However, from January 2019 this will be implemented on regular basis.

### TOTAL MONTH WISE INSTITUTION VS DISPOSAL

MONTHS	INSTITUTION	DISPOSAL	DISPOSAL%	APPROX YEARS PROJECTION
September 2018	42,940	37,042	86%	
October 2018	43,663	45,647	105%	9
November 2018	40,265	44,947	112%	4

PENDENCY RECORDED AT THE END OF NOVEMBER 201, 197 IN DISTRICT JUDICIARY

### 1st QUARTER PERFORMANCE OF KHYBER PAKHTUNKHAWA JUDICIAL OFFICERS



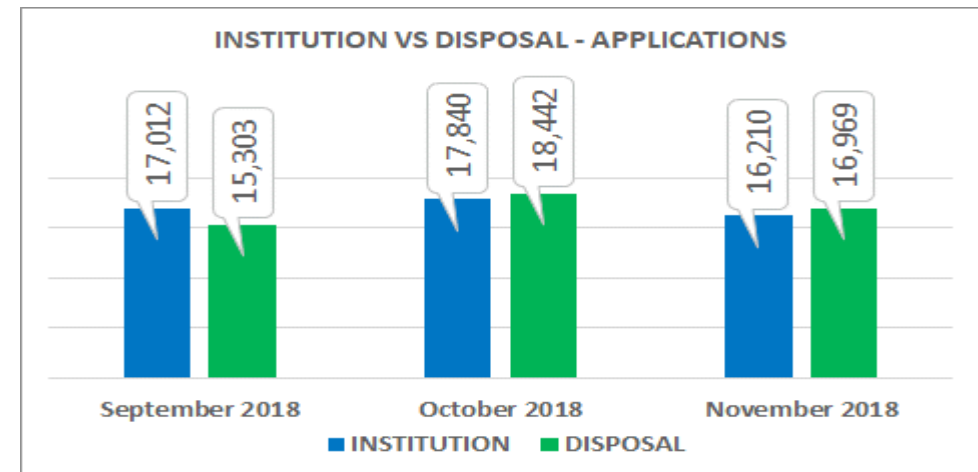
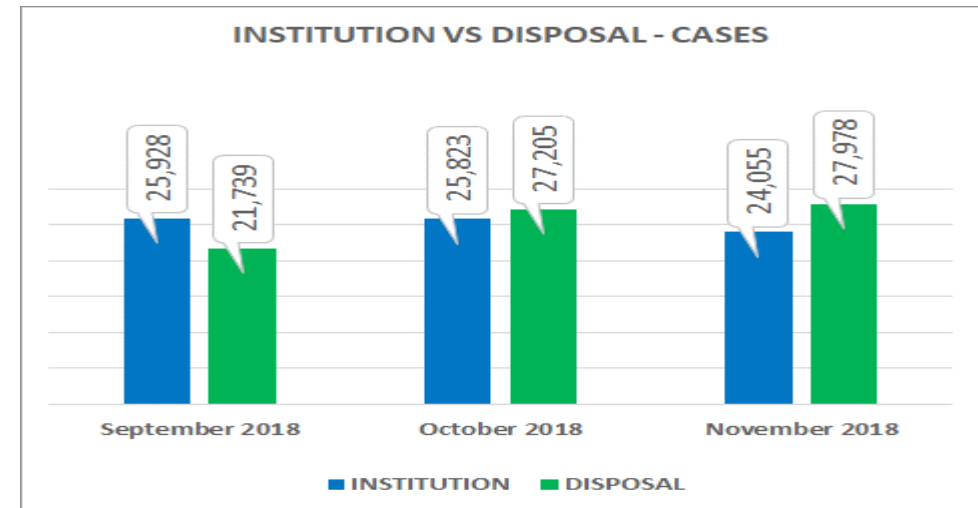
# Unit Policy 2018 - QUARTER PERFORMANCE OF DISTRICT JUDICIARY

- Gauged the performance of Disposals in term of cases and applications
- Cases Suits

MONTHS	INSTITUTION	DISPOSAL	DISPOSAL %	APPROX YEARS PROJECTION
September 2018	25,928	21,739	84%	
October 2018	25,823	27,205	105%	11
November 2018	24,055	27,978	116%	4

- Applications

MONTHS	INSTITUTION	DISPOSAL	DISPOSAL %	APPROX YEARS PROJECTION
September 2018	17,012	15,303	90%	
October 2018	17,840	18,442	103%	2
November 2018	16,210	16,969	105%	2



## Unit Policy 2018 - QUARTER PERFORMANCE OF DISTRICT JUDICIARY

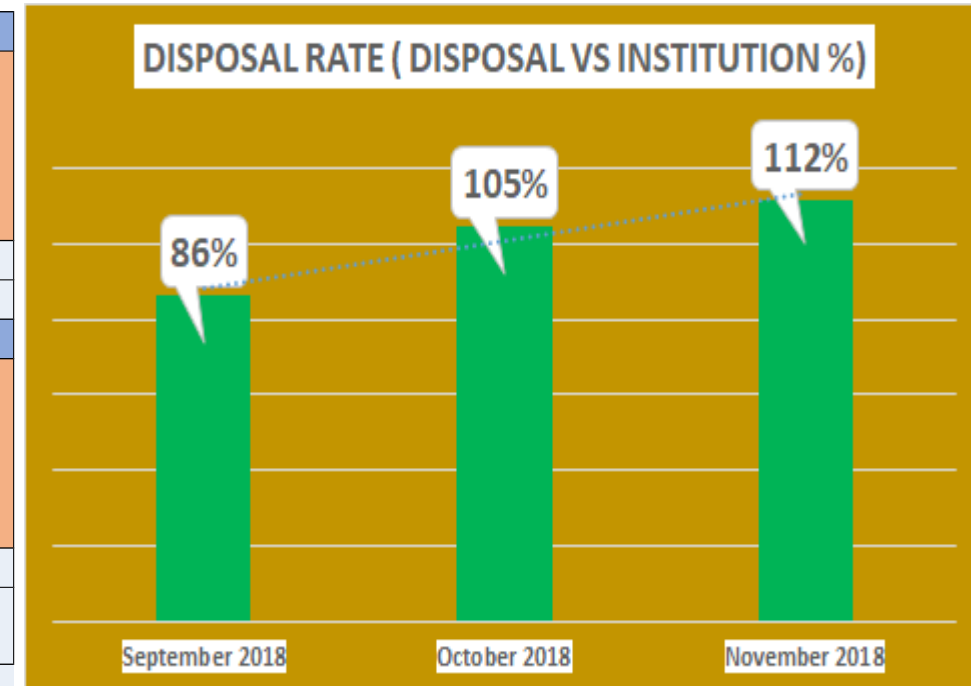
Goal of the current Performance Year is set to reduce the pendency from 25% to 30%.

### Projection Trends with Current Performance

PROJECTION	PENDENCY at November	Per Month Disposal from Pendency	PROJECTED DISPOSED CASES IN 09 MONTHS)	Projected PENDENCY at AUGUST 2019
CURRENT	201197	4682	42138	159059
CURRENT %	100%		21%	79%

### Projection Trends with Projected Performance to achieve Performance Year Goal

PROJECTION	PENDENCY at November	Per Month Disposal from Pendency	PROJECTED DISPOSED CASES IN 09 MONTHS)	Projected PENDENCY at AUGUST 2019
25% Target	201197	5589	50299	150898
25% Target %	100%		25%	75%

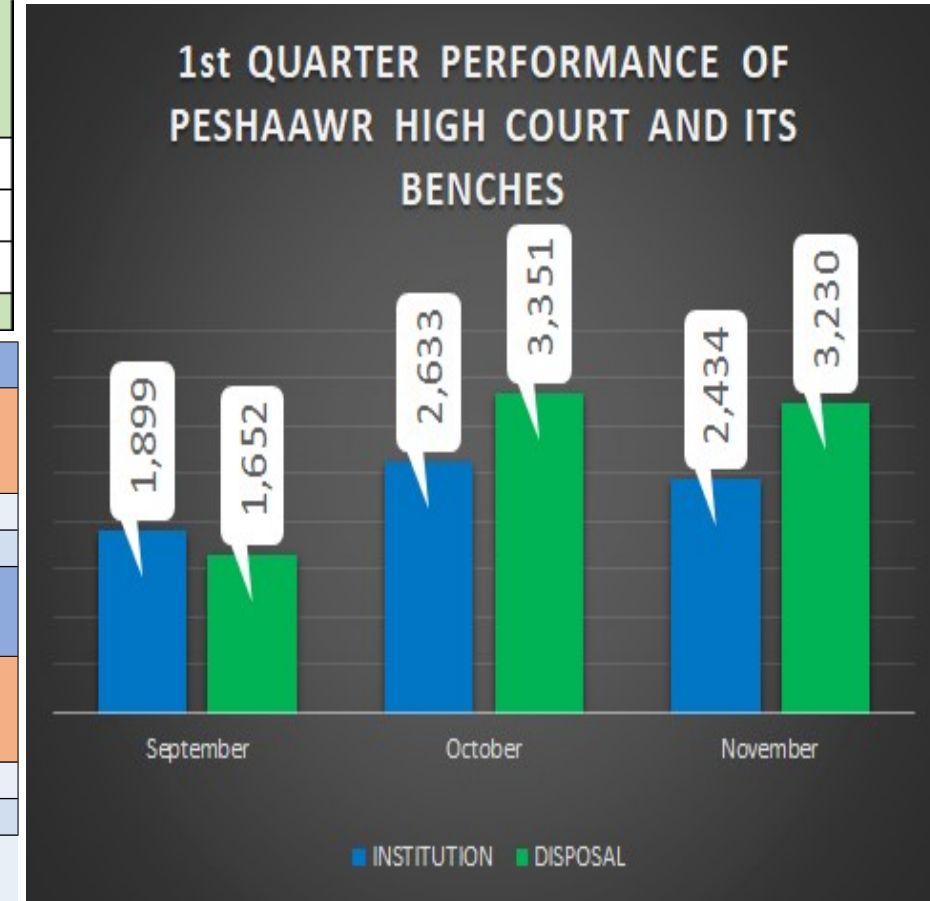


Keeping in view the statistics , If every Judicial Officer exceeds his/her performance by 4% (approx.: 20 Cases) in remaining 09 months of performance year then Goal of 25% can be achieved.!



## QUARTER PERFORMANCE OF PESHAWAR HIGH COURT

MONTHS	INSTITUTION	DISPOSAL	DISPOSAL %	APPROX YEARS PROJECTION
September	1,899	1,652	87%	
October	2,633	3,351	127%	4
November	2,434	3,230	133%	4
PENDENCY RECORDED AT THE END OF NOVEMBER 36,438 IN PESHAWAR HIGH COURT				



### Projection Trends with Current Performance

PROJECTION	PENDENCY at November	Per Month Disposal from Pendency	PROJECTED DISPOSED CASES IN 09 MONTHS)	Projected PENDENCY at AUGUST 2019
CURRENT	36438	796	7164	29274
CURRENT %	100%		20%	80%

### Projection Trends with Projected Performance to achieve Performance Year Goal

PROJECTION	PENDENCY at November	Per Month Disposal from Pendency	PROJECTED DISPOSED CASES IN 09 MONTHS)	Projected PENDENCY at AUGUST 2019
25% Target	36438	1012	9110	27329
25% Target %	100%		25%	75%

Keeping in view the statistics , If every Hon'ble Judge exceeds his/her performance by 5% (approx.: 108 Cases) in remaining 09 months of performance year then Goal of 25% can be achieved.!